

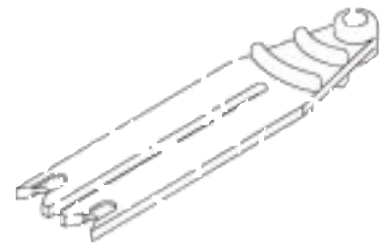
### Function :

Accessories of the COMPAX connection modules extending range are the indispensable complements to the COMPAX functionalities of marking, test and protection.

### Cut plug :

It allows to cut off the link between the subscriber and the "switch".

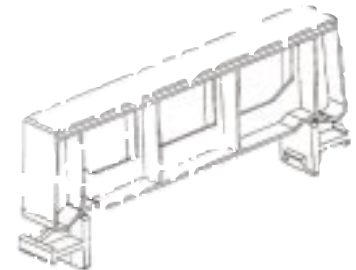
Description	Part No.	Pack.
Red cut plug	93368	100
white cut plug	93367	100
Blue cut plug	93366	100
Black cut plug	93365	100
Green cut plug	93364	100



### Label holder :

It is clipped on the U frame chassis or the flat section at the place of the module. It is equipped with a label.

Description	Part No.	Pack.
Label holder	93379	10



### Longitudinal marking :

Each module can be equipped to each extremity with identification plugs allowing to receive numbers from 0 to 9.

Modules can also receive a stainless steel label holder with longitudinal label.

Description	Part No.	Pack.
Identification plug (numbers from 0 to 9 not supplied)	89495	20
Identification plug (numbers from 0 to 9 supplied)	89126	
Stainless steel label holder + longitudinal label :		
marked from 1 to 10, pitch 16 mm	89492	1
marked from 1 to 10, pitch 17 mm	89493	1
marked from 1 to 10, pitch 18 mm	89494	1
marked from 1 to 12, pitch 16 mm	89779	1
marked from 1 to 12, pitch 17 mm	89741	1
marked from 1 to 12, pitch 18 mm	89780	1
marked from 1 to 16, pitch 16 mm	89781	1
marked from 1 to 16, pitch 17 mm	89782	1
marked from 1 to 16, pitch 18 mm	89783	1
marked from 1 to 13, pitch 17 mm	84165	1

**Half cap :**

BM and EZ modules can be equipped with 2 half caps with a lateral opening. They are provided with labels.



Description	Part No.	Pack.
Half cap (lot of 2)	93374	10
labels (lot of 2)	93375	100

**Lateral label holder :**

BM and EZ modules can be equipped with 2 lateral label holders, supplied with bristol labels.

Description	Part No.	Pack.
Lateral label holder (lot of 2)	89436	10

**Longitudinal cap :**

Each module can be equipped with a revolving cap on which you can stick a label.



Description	Part No.	Pack.
Longitudinal cap	93376	10
Label for longitudinal cap	93377	100

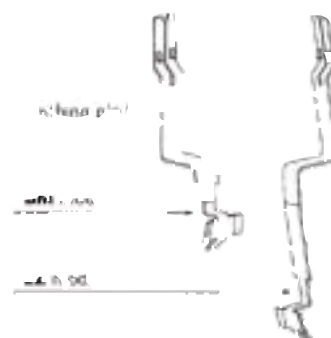
**Identification plug :**

It allows to identify a pair on the module.

Description	Part No.	Pack.
Black identification plug (lot of 20)	93954	1
Orange identification plug (lot of 20)	93955	1
Red identification plug (lot of 20)	93956	1
Blue identification plug (lot of 20)	84231	1

**Earthing pin :**

It is fixed on both sides of the modules. It allows the connection of the cable drains and jumpers as well as the earthing flow of the 10 pairs protection cartridges.



Description	Part No.	Pack.
Earthing pin for BM module	93383	20
Earthing pin for EZ module	93410	20

---

**Back mount frame :**

U shape aluminium element  
for 100 and 128 pairs terminal  
blocks, with 16 mm pitch.



Description	Part No.	Pack.
Frame for 100 pairs BM term. block 11 spaces	93746	2
Frame for 128 pairs BM term. block 17 spaces	93747	2
Frame for 128 pairs BM term. block 16 spaces	89119	2

---

**Standard wedge :**

This wedge allows a regular  
pitch spacing of 17 or 18  
mm.

Description	Part No.	Pack.
Standard wedge, pitch 17 or 18 mm	47818	1



**Nexans Interface**

35, rue Jean Jaurès BP 62 - 95872 BEZONS Cedex - France  
Phone : +33 (0)1 39 96 56 56 - Fax : +33 (0)1 39 96 56 53

[www.nexans.com](http://www.nexans.com)